



FIRE CODE NEWSLETTER

VOLUME 4
AUGUST 2009

Office of the Fire Code Official, Collier County, Florida

Special Points of Interest:

- [Hurricane Preparedness for Construction Sites](#)
- [Kidde Smoke Detector Recall](#)
- [Fire Sprinkler Remodel](#)
- [Fire Prevention Week 2009](#)

Recommended Hurricane Preparedness for Construction Sites

Construction sites can present a unique danger of wind blown debris or possible collapse in the event of a hurricane. Pre-planning and readiness is essential for both public safety and post storm cleanup.

This checklist below should assist you in making your jobsite safe. It is important that these preparations be completed **48 hours** in advance of landfall of a hurricane warning for Collier County.

Site Preparation

- Clean site of loose materials to minimize flying debris
- Tie down job trailers and portable structures (including toilets)
- Secure lids of dumpsters
- Brace new landscaping
- Remove sand/trash from roadway gutters and drainage systems
- Remove construction vehicles and equipment or move inside

Construction Materials

- Band and stake down plywood, lumber, scaffolding, ECT.
- All materials inside buildings should be banded together
- Remove all wood scraps around trailers and site

Roofing Materials

- Do not load tile onto roof if it cannot be installed 48 hrs prior predicted landfall
- Remove and secure roof materials prior to 48 hrs prior to predicted landfall

Structural Building Elements

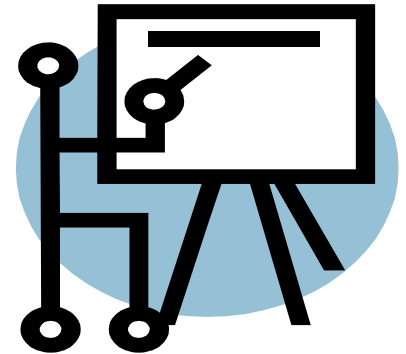
- Shore up unsupported walls, frame or block
- Inspect trusses to insure anchors and hurricane clips are in place
- Plywood not installed should be removed to the ground
- Lower tower cranes if possible
- Inspect tie down on construction and sales trailers
- Secure any antennas

Windows and Glass

- If possible, install panels over windows and sliding glass doors
- Secure all windows and doors

If you have any specialized equipment or building material that could be utilized post-storm by responding emergency crews, please call them and let them know.

Submitted by Dave Raub
Fire Marshal, North Naples Fire District



Inside this issue:

Hurricane Preparedness For Construction Sites	1
News from CPSC Kidde Smoke Alarm Recall	2
Fire Sprinkler Remodel Why do we ask for that?	3
Fire Prevention Week Event Planned for Oct 3rd	4
Upcoming Events	5



Kidde Recalls Dual Sensor Smoke Alarms; Can Fail to Warn of a Fire

WASHINGTON, D.C. - The U.S. Consumer Product Safety Commission, in cooperation with the firm named below, today announced a voluntary recall of the following consumer product. Consumers should stop using recalled products immediately unless otherwise instructed.

Name of Product: Kidde Model PI2000 Dual Sensor Smoke Alarms

Units: About 94,000

Manufacturer: Walter Kidde Portable Equipment Inc., of Mebane, N.C.

Hazard: An electrostatic discharge can damage the unit, causing it not to warn consumers of a fire.

Incidents/Injuries: The firm has received two reported incidents of smoke alarm malfunctions involving electrostatic discharge during installation. No injuries have been reported.


Description: This recall involves Kidde dual sensor smoke alarms model PI2000. The alarms can be identified by two buttons, "HUSH" and "PUSH AND HOLD TO TEST WEEKLY," which are located on the front/center of the alarm. The model number and date code are on the back of the smoke alarm. Only date codes 2008 Aug.01 through 2009 May 04 are included in this recall.

Sold at: Retail, department, and hardware stores and through electrical distributors nationwide from August 2008 through May 2009 for between \$30 and \$40.


Manufactured in: China

Remedy: Consumers should contact Kidde immediately to receive a free replacement smoke alarm.

Consumer Contact: For additional information, contact Kidde toll-free at (877) 524-2086 between 8 a.m. and 5 p.m. ET Monday through Friday, or visit the firm's Web site at www.kidde.com



Why do we ask for that?



Some often wonder why in the world we ask for certain information. So let's try and clear up some of the reasons for you.

One thing that is needed when sprinkler contractors are doing a remodel is the original design criteria, the location of the riser, and a footprint plan of the building. Let's discuss these three things.

The original design criteria is important to know since the retrofit often does not involve re-calculating the system. And, even if it does, it provides background information on the system itself.

For instance, although NFPA 13 places limits on the space each head can protect such as 225 square feet for light hazard for standard coverage heads, many times the original design was not done at the maximum spacing. The desire to minimize pipe sizes and save money might mean the design works better for doing that at less than 225 sq. ft. It may have been designed at 196 sq. ft per head. If now a contractor comes in to retrofit and, again to save money, designs the remodeled area to the maximum 225 sq. ft. per head, the system may be unable to operate correctly as it will require significantly more water and subsequently pressure in the example given.

Information regarding the existing system may be available from the calc plate, previous design records or intimate knowledge. In either case, it gives the Fire Code Office something to judge the remodel design on and should be included on the plans.

Other information that is helpful, especially if the contractor chooses not to re-calculate the system, is the location of the remodel work area in relation to the design area(s). For instance, the remodel area may be on the second floor of a three story building, it might be a light hazard area but the design was for ordinary group I or II, or it could be that the remodel is closer to the riser. Which brings up the next point.

Providing a footprint plan showing the location of the work area and the location of the riser are also helpful to determine the need for calculations. This can allow the plan reviewer to feel comfortable with the decision to forgo calculations and provides better insight into the designers thoughts on the project.

Certainly avoiding the need for calculations is cost saving and providing the reasons why by providing the original design information, the riser location and a footprint plan of the building would help prevent a letter of rejection asking why calculations were not provided.

*Submitted by Jackie de la Osa, CFPS
Deputy Fire Code Official*

Lighten Up...

The boss was complaining in our staff meeting the other day that he wasn't getting any respect. Later that morning he went to a local card and novelty shop and bought a small sign that read, "I'm the Boss". He then taped it to his office door.

Later that day when he returned from lunch, he found that someone had taped a note to the sign that said. "Your wife called, she wants her sign back!"

FIRE PREVENTION WEEK 2009

STAY FIRE SMART! DON'T GET BURNED!

***SATURDAY OCTOBER 3RD, 10 AM — 4 PM
FLEISCHMANN PARK, CITY OF NAPLES***



A multi-agency fire prevention day is planned for Saturday October 3, from 10:00 am- 4:00 pm at Fleischmann Park in the City of Naples. Each fire department in the county will focus on a specific topic to provide an even greater learning opportunity that meets the needs of all of the citizens of Collier County. Some of the topics include home fire safety, senior fire safety, high rise safety and brush fire safety.

In addition to the fire safety information, each fire agency will have an apparatus on display. There will be a variety of apparatus: Crash Fire from the airport, Forestry's helicopter and tractor, North Naples antique fire truck, to name a few.

The Seminole Tribe will provide fire extinguisher training. Children and adults can tour the fire and life safety house. The North Naples Fire Academy will assist with this event.

Other non fire agencies will be participating. Events include proper car seat installation, blood pressure checks, and EMS.

And if that wasn't enough, the event is free of charge!

*Submitted by Pamela DeMeo
Education Chairman
Collier County Fire Marshals Association*

Murphy's Law:
**Office equipment that has broken down will work perfectly
when the repairman arrives.**





COLLIER COUNTY

2800 North Horseshoe Dr.
Naples, FL 34104

239-252-3473
Phone: 239-252-3473
Fax: 239-403-2393

We're on the Web
Colliercountyfiremarshals.com

Your Comments or Suggestions are Welcome

Please email to

Firecode@colliergov.net

MISSION STATEMENT

- ◆ The Office of the Fire Code Official of Collier County, Florida is dedicated to the protection of life and property within the Fire Control and Rescue Districts of Collier County through preemptive and proactive prevention services including the following:
- ◆ Countywide Uniform Interpretation and Application of Fire and Life Safety Codes, Standards and Ordinances
- ◆ Maintenance of Contemporary Fire and Life Safety Codes, Standards and Ordinances
- ◆ Liaison between County Government and Fire Districts
- ◆ Fire and Life Safety Information, Education and Consultation
- ◆ Project Plan Review and Permitting for New Construction
- ◆ Databasing, Recordkeeping and Fee Accounting
- ◆ Field visits for Project Troubleshooting
- ◆ Statistical Analysis and Fire Problem Intelligence Gathering

UPCOMING EVENTS

**Collier County
Fire Marshals Association
2009 Meeting Schedule**

JANUARY 29
MARCH 19
MAY 21
JULY 23
SEPTEMBER 17
NOVEMBER 12


Meeting starts at 9 am

*Terracina Grand
6825 Davis Blvd.
Naples, FL 34104*

**Collier County Fire Marshals
Association Meeting**

Date: Thursday, September 17, 2009
Time: 9 a.m.
Place: Terracina Grand
6825 Davis Blvd
Naples, FL 34104

For more information contact
Linda at 239-252-3473



**FFMIA 61st Annual
Fire Prevention Conference**
**"Pride, Professionalism and
Passion"**

November 2-November 5, 2009
Sheraton Orlando North
600 North Lake Destiny Drive
Maitland, FL 32751

For more information
contact the Florida Fire
Marshals and Inspectors
Association
at
info@ffmia.org