

OFFICE OF THE FIRE CODE OFFICIAL
Fire Districts of Collier County, Florida
1800 North Horseshoe Drive
Naples, Florida 34104




10/1/99

FIRE PROTECTION PLAN
SUBMITTAL REQUIREMENTS

Office 239-252-FIRE(3473) Fax 239-403-2393



Collier County Fire Prevention and Protection Code POLICY AND PROCEDURE MANUAL



ARTICLE NUMBER: PMT99-01

EFFECTIVE DATE: November 1, 1999

SUBJECT: Fire Protection Plan Submittal Requirements

OBJECTIVE: Clarify and Establish Minimum Data and Diagrams Necessary for a Fire Protection Plan Submittal for New Structure Permitting

BACKGROUND:

The Collier County Fire Prevention and Protection Code, adopted by ordinance of the County Commissioners – Ordinance No. 98-74, provides for the requirement of a "Fire Protection Plan". The ordinance Subsection II:4 reads:

(4) PLANS REVIEW

i) Amend Subsection 1-17.2 to read as follows:

1-17.2 It shall be the responsibility of the applicant to ensure that:

- (a) The construction documents include all of the fire protection requirements**
- (b) The shop drawings are correct and in compliance with the applicable codes and standards**
- (c) All plans for proposed new structures and square footage additions to existing structures include a page or pages entitled "Fire Protection Plan" that depict the following:**
 - 1. To scale Site Plan showing the entire property boundaries, entire structural footprint, all building entrance openings, exit stairs, pavement areas and fire lanes, fire hydrants, adjacent roadways with names, and distances to all fire hydrants within 1000 ft (304.8 m) measured as fire hose can be laid by apparatus.**
 - 2. Standard Building Code Construction Type.**
 - 3. Number of stories of structure and total square footage under roof per story.**
 - 4. A wall detail/section from foundation through the roof illustrating the predominant or typical floor(s), wall(s) and roof materials. Such detail/section shall be keyed with a call mark on the structural footprint required in #1 above.**
 - 5. Needed Fire Flow as required by Section 6-5.1.1.**
 - 6. Fire district water supply flow test(s) as required by Section 6-5.1.2.**



Collier County Fire Prevention and Protection Code POLICY AND PROCEDURE MANUAL



7. *Main utility (electric, gas, water etc...) shutoff locations.*
8. *Hazardous and/or combustibile materials locations and estimated quantities.*
9. *Locations of features of fire protection systems (fire department connections, fire alarm panels, standpipes etc.)*

Exception 1: Group R-3, One and Two Family Residences.

Exception 2: Ancillary structures like guardhouses, restrooms etc. not exceeding 1000 square feet in area.

Exception 3: Square footage additions that do not exceed 1000 square feet.

POLICY/PROCEDURE:

Prior to approval of building permit plan submittals, all structures within the scope of Subsection II:4 of The Collier County Fire Prevention and Protection Code shall provide the fire district having jurisdiction with a Fire Protection Plan booklet of the following specifications:

1. Pages shall be 8.5" x 11".
2. Completed form titled "Collier County Fire Districts Pre-Incident Planning Data". Form must be completely filled out, indicating "N/A" where not applicable.
3. All data and diagrams specified in Subsection II:4 of Ord. No. 98-74.
4. Use of Uniform Drawing Symbols and Legend as published in NFPA 170, Standard for Fire Safety Symbols (Particularly Chapters 5 & 6), 1996 Edition; Copyright National Fire Protection Association.
5. North Arrow.
6. Overall building dimensions.

CODE REFERENCES:

NFPA 1, Fire Prevention Code, Subsection 1-17, 1997 Edition, as amended by Collier County Ordinance 98-74.

NFPA 170, Standard for Fire Safety Symbols, 1996 Edition.

ATTACHMENTS:

Sample Booklet; Form: "Collier County Fire Districts Pre-Incident Planning Data";

DISTRIBUTION: Big Corkscrew Island Fire District; East Naples Fire District; Golden Gate Fire District; Immokalee Fire District; Isle of Capri Fire District; North Naples Fire District; Ochopee Fire District; City of Marco Island Fire Department; Building Director, Collier County Community Development; Chief Inspectors, Collier County Community Development; Collier County Community Development Records; Collier Building Industry Association (CBIA);
Subscribers

COLLIER COUNTY FIRE DISTRICTS PRE-INCIDENT PLANNING DATA FORM

DATE [] REVIEW DATE [] BUILDING PERMIT []

INSPECTOR NAME [] FIRE DISTRICT [] GRID # []

BUILDING/PROJECT NAME []

STREET # [] STREET NAME []

CITY [] STATE [] ZIP [] S-T-R []

MANAGER/PHONE [] PROPERTY ID # []

OWNER/PHONE [] SECURITY/PHONE []

BUILDING CONTRACTOR []

OCCUPANCY TYPE [] **Standard Building Code Chapter 3**

CONSTRUCTION TYPE [] **SBC Chapter 6**

VALUE OF CONSTRUCTION [] # FLOORS [] UNITS PER FLOOR []

SQUARE FOOTAGE PER FLOOR [] TOTAL SQUARE FOOTAGE []

EXPOSURES []

NEEDED FIRE FLOW [] AVAILABLE FIRE FLOW [] WATER MAIN SIZE []

WATER SOURCE LOCATION 1 []

LOC 1 DISTANCE [] LOC 1 VOLUME []

WATER SOURCE LOCATION 2 []

LOC 2 DISTANCE [] LOC 2 VOLUME []

WATER SOURCE LOCATION 3 []

LOC 3 DISTANCE [] LOC 3 VOLUME []

REMARKS []

COLLIER COUNTY FIRE DISTRICTS PRE-INCIDENT PLANNING DATA FORM

CHEMICAL HAZARD 1 NAME

CHEMICAL HAZARD 1 HAZARDS

CHEMICAL HAZARD 1 QUANTITY

CHEMICAL HAZARD 2 NAME

CHEMICAL HAZARD 2 HAZARDS

CHEMICAL HAZARD 2 QUANTITY

CHEMICAL HAZARD 3 NAME

CHEMICAL HAZARD 3 HAZARDS

CHEMICAL HAZARD 3 QUANTITY

CHEMICAL HAZARD OTHER

CO2 SYSTEM

HALON SYSTEM

DRY CHEMICAL SYSTEM

WET CHEMICAL SYSTEM

FOAM SYSTEM

FIRE WALLS/BARRIER

IMPEDED ACCESS

MAN TRAPS

ROOF TYPE

SPLIT STRUCTURE

STANDPIPE-PRESSURE REGULATED

APPARATUS PLACEMENT







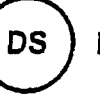

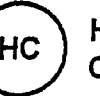
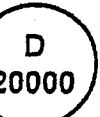



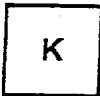








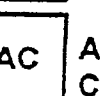







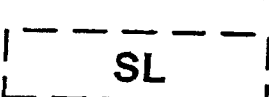
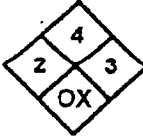


PUMPER RELAY

TANKER SHUTTLE

DRAFT HYDRANT

DRAFT SITE

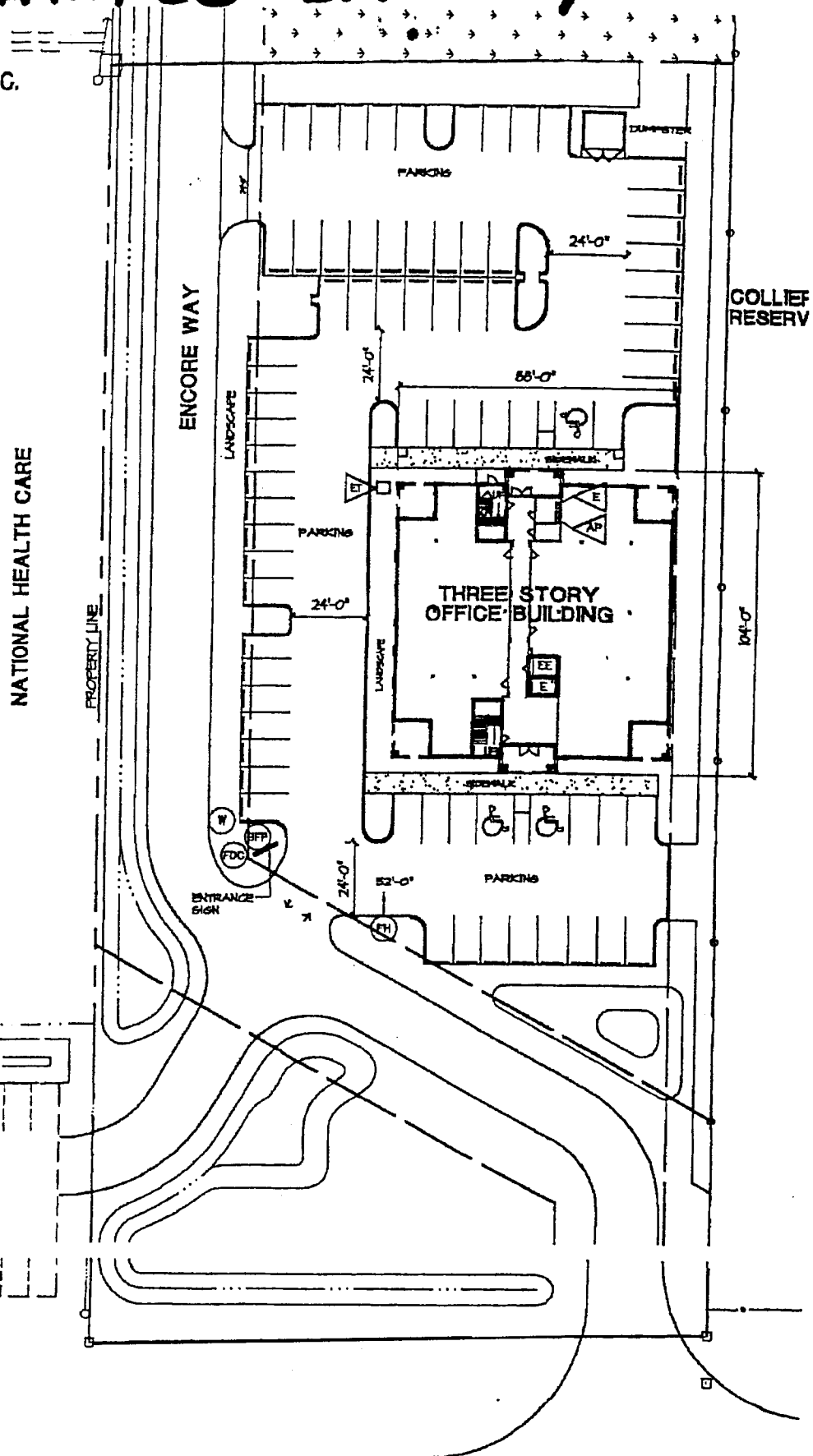
COLLIER COUNTY FIRE DISTRICTS UNIFORM PREPLANNING SYMBOLS

<p> FIRE PUMP</p> <p> POST INDICATOR VALVE</p> <p> BACKFLOW PREVENTOR</p> <p> SPRINKLER CONTROL</p> <p> FIRE DEPARTMENT CONNECTION</p> <p> FIRE HYDRANT</p> <p> DRAFT SITE</p> <p> DRAFT HYDRANT</p> <p> HOSE CABINET / CONNECTION</p> <p> DIESEL TANK & CAPACITY</p> <p> DIESEL TANK SHUTOFF</p> <p> LP TANK & CAPACITY</p> <p> LP TANK SHUTOFF</p>	<p> KEYBOX</p> <p> ANNUNCIATOR PANEL</p> <p> FIRE ALARM PANEL</p> <p> ELEVATOR</p> <p> ELEVATOR EQUIPMENT</p> <p> ELECTRIC ROOM</p> <p> ELECTRIC DISCONNECT</p> <p> EMERGENCY GENERATOR</p> <p> ELECTRIC TRANSFORMER</p> <p> AIR CONDITIONING CONTROL</p> <p> GASOLINE TANK & CAPACITY</p> <p> GASOLINE TANK SHUTOFF</p> <p> NATURAL GAS SHUTOFF</p>	<p> STAIRS</p> <p> ROOF ACCESS</p> <p> PRESSURIZED SMOKE-PROOF</p> <p> ATTIC ACCESS</p> <p> SKYLIGHT</p> <p> HAZARDOUS MATERIALS (CODED PER NFPA 704)</p> <p>AG ABOVE GROUND</p> <p>UG UNDERGROUND</p> <p> WATER SHUTOFF</p> <div style="border: 1px solid black; padding: 5px; margin-top: 10px;"> <p style="text-align: center;">BUILDING DATA</p> <p>Square Footage: XXXXX</p> <p># of Stories: XXXXX</p> <p>Construction Type: XXXXX</p> <p>Occupancy Class: XXXXX</p> <p>Needed Fire Flow: XXXX GPM</p> <p>Available Fire Flow: XXXX GPM</p> <p>Date: XX/XX/XX</p> </div> <p> BIOHAZARD</p>
---	---	---

SAMPLE DRAWING

HOLE MONTES AND ASSOC., INC.
OFFICE BUILDING
950 ENCORE WAY
NAPLES, FLORIDA 34110

SCALE: 1" = 50'-0"



NORTH



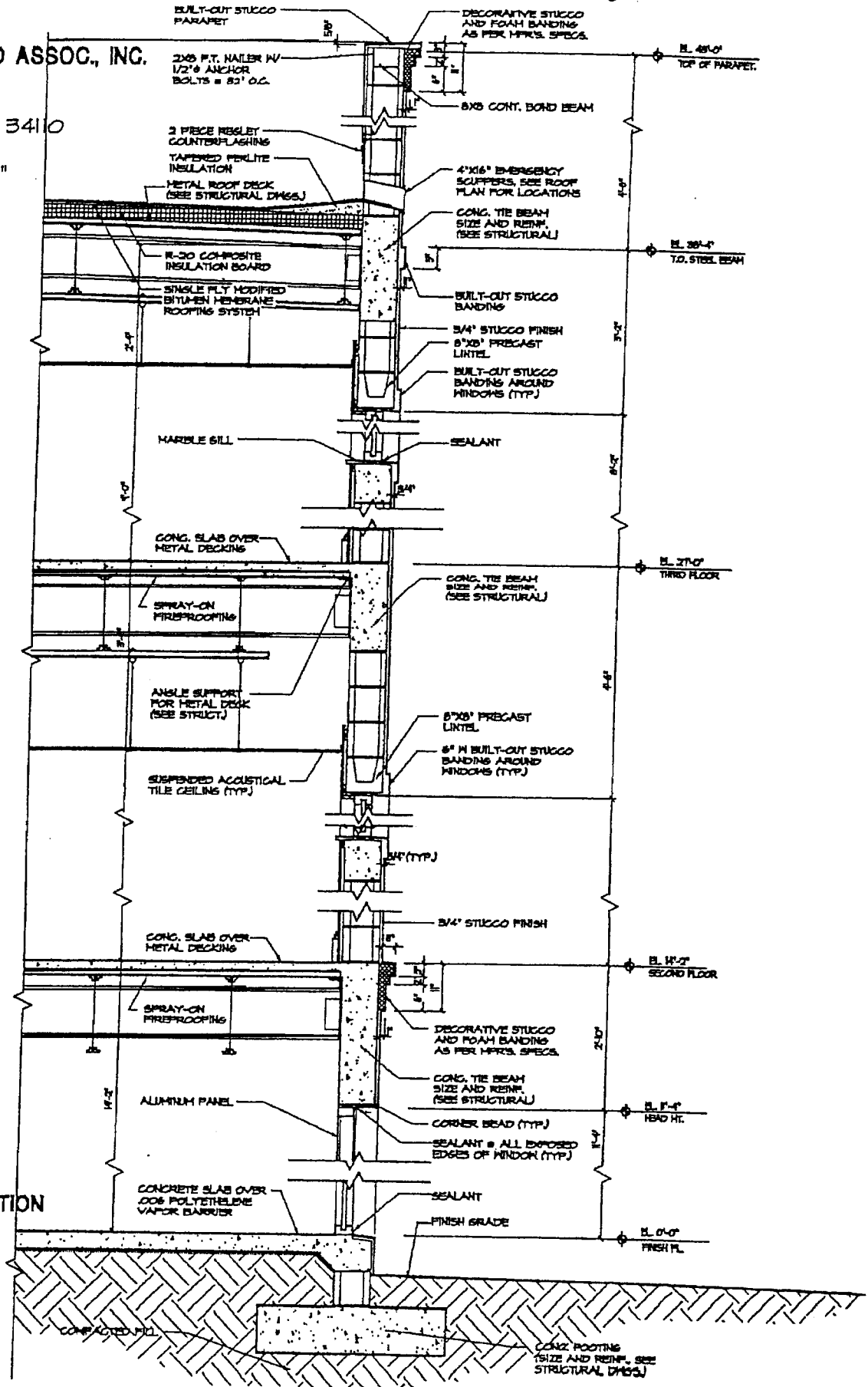
SITE PLAN

TAMIAMI TRAIL (U.S. 41)

SAMPLE DRAWING

HOLE MONTES AND ASSOC., INC.
 OFFICE BUILDING
 950 ENCORE WAY
 NAPLES, FLORIDA 34110

SCALE: 1" = 50'-0"



TYPICAL WALL SECTION